

# U.S. Equity Capital Markets

## Daily Market Update



Tuesday, July 10, 2018

Data as of 8:00 AM

# Ipreat Daily Market Update

## Priced Deals



Week of July 9, 2018

### Initial Public Offerings This Week (0)

Issue Date	Issuer	Ticker	Sector	Domicile	Exchange	Bookrunners	Fin. Spons.	Filed Terms		Pricing Statistics				Performance Statistics		
								Last File Range (\$)	Last Offer Amt. (\$M)	Amt. + Over. (\$M)	Offer Price (\$)	Shrs. Offered (M)	% Primary	Shoe Exer.	Last File/ Offer (%)	Offer/ Curr. (%)

No IPOs have priced so far this week

### Follow-On Offerings This Week (0)

Issue Date	Issuer	Ticker	Sector	Domicile	Exchange	Bookrunners	Accel. Deal	Shelf Take.	Filed Terms		Pricing Statistics				Performance Statistics		
									Last File Range (\$)	Last Offer Amt. (\$M)	Amt. + Over. (\$M)	Offer Price (\$)	Shrs. Offered (M)	% Primary	Shoe Exer.	Last Sale/ Offer (%)	Offer/ Curr. (%)

No Follow-Ons have priced so far this week

### Block Offerings This Week (0)

Issue Date	Issuer	Ticker	Sector	Domicile	Exchange	Bookrunners	Shelf Take.	Last Price (\$)	Pricing Statistics				Performance Stats	
									Amt. + Over. (\$M)	Offer Price (\$)	Shrs. Offered (M)	% Primary	Shoe Exer.	Re-Off. Disc. (%)

No Blocks have priced this week

### Equity-Related Offerings This Week (0)

Issue Date	Issuer	Ticker	Sector	Domicile	Exchange	Bookrunners	Talk		Pricing Statistics				Maturity
							Coupon (%)	Premium (%)	Amt. + Over. (\$M)	Offer Price (\$)	Coupon (%)	Premium (%)	

No Converts have priced this week

# Ipreso Daily Market Update

## The Pipeline

Week of July 9, 2018

### Expected Deals This Week and Next (15)

Expected Date	Issuer	Ticker	Type	Sector	Domicile	Exchange	Bookrunners	Filed Terms			Timeline	
								Curr. Amt. Filed (\$M)	Curr. Shrs. Filed (M)	Curr. File Price/Range	Initial File Date	Last Amend. File Date
w/k of 07/09/18	SELLAS Life Sciences Group, Inc.	SLS	FO	Healthcare	United States	NASDAQ	RBC, CFCO	28.0	6.1	4.61	5/23/18	6/26/18
07/09/18	Palo Alto Networks Inc.	PANW	CVT	Technology	United States	NYSE	CITI, WFC	1,500.0	1.5	-	7/9/18	-
07/10/18	Adesto Technologies Corp.	IOTS	FO	Technology	United States	NASDAQ	COWEN, NEEDHAM, CANACC, ROTH	40.0	-	8.50	7/9/18	-
07/11/18	Cactus, Inc	WHD	FO	Energy	United States	NYSE	CITI, CS	356.0	10.0	35.60	7/9/18	-
07/11/18	Spero Therapeutics, Inc.	SPRO	FO	Healthcare	United States	NASDAQ	COWEN, STFL, CFCO	78.3	4.5	17.39	7/9/18	-
07/16/18	Coastal Financial Corp.	CCB	IPO	Financials	United States	NASDAQ	STFL, HOVDE	38.1	2.7	13 - 15	6/19/18	7/10/18
07/17/18	Crinetics Pharmaceuticals, Inc.	CRNX	IPO	Healthcare	United States	NASDAQ	JPM, LEERINK, PIPER	80.0	5.0	15 - 17	6/15/18	7/9/18
07/18/18	AFG Holdings, Inc.	AFGL	IPO	Energy	United States	NYSE	GS, CS, PIPER, BRCLY, EVERCORE, UBS, WFC	300.3	18.2	15 - 18	6/1/18	7/9/18
07/18/18	Rubius Therapeutics, Inc.	RUBY	IPO	Healthcare	United States	NASDAQ	JPM, MS, JEFFER, LEERINK	200.1	9.5	20 - 22	6/22/18	7/9/18
07/18/18	Tilray, Inc.	TLRY	IPO	Basic Materials	Canada	NASDAQ	COWEN, BMO	135.0	9.0	14 - 16	6/20/18	7/9/18
07/18/18	Allakos Inc.	ALLK	IPO	Healthcare	United States	NASDAQ	GS, JEFFER	96.0	6.0	15 - 17	6/22/18	7/9/18
07/18/18	Constellation Pharmaceuticals, Inc.	CNST	IPO	Healthcare	United States	NASDAQ	JPM, JEFFER, BMO, OPPEN	80.1	5.3	14 - 16	6/22/18	7/9/18
07/18/18	Establishment Labs Holdings Inc.	ESTA	IPO	Healthcare	Costa Rica	NASDAQ	JEFFER, COWEN	50.0	3.1	15 - 17	6/21/18	7/9/18
07/18/18	First Western Financial Inc	MYFW	IPO	Financials	United States	NASDAQ	STFL, STEPHENS	37.0	1.9	19 - 21	6/19/18	7/9/18
07/18/18	DERMAdoctor, LLC	DDOC	IPO	Consumer Goods	United States	NASDAQ	THINK	12.4	2.5	5.00	5/2/18	7/5/18
<b>Total:</b>								<b>3,031.2</b>				

\* Bold text indicates a deal was initially filed or amended this week

### Amended Filings This Week (4)

Amended Date	Issuer	Ticker	Type	Sector	Domicile	Exchange	Bookrunners	Filed Terms			Timeline	
								Curr. Amt. Filed (\$M)	Curr. Shrs. Filed (M)	Curr. File Price/Range	Initial File Date	Expected Date
7/9/18	Bloom Energy Corp.	BE	IPO	Industrials	United States	NYSE	JPM, MS, CS, KEYBANC, BAML	252.0	18.0	13 - 15	6/12/18	07/24/18
7/9/18	Borgs Technologies, Inc.	BRQS	FO	Technology	United States	NASDAQ	MAXIM	46.0	-	5.25 ↓	2/14/18	To be ann.
7/10/18	Replimune Group, Inc.	REPL	IPO	Healthcare	United States	NASDAQ	JPM, LEERINK, BMO	100.5	6.7	14 - 16	6/22/18	To be ann.
7/10/18	Nexxon Medsystems, Inc.	NEXME	FO	Healthcare	United States	NASDAQ	NATSEC, MAXIM, WBBSECUR	17.3 ↑	-	-	5/7/18	To be ann.
<b>Total:</b>								<b>415.8</b>				

### Initial Filings This Week (3)

Filing Date	Issuer	Ticker	Type	Sector	Domicile	Exchange	Bookrunners	Filed Terms			Timeline	
								Curr. Amt. Filed (\$M)	Curr. Shrs. Filed (M)	Curr. File Price/Range	Expected Date	
7/9/18	Vaccinex, Inc.	VCNX	IPO	Healthcare	United States	NASDAQ	OPPEN, BTIG	46.0	-	-	-	To be ann.
7/9/18	ToughBuilt Industries, Inc.	-	IPO	Consumer Services	United States	NASDAQ	GUNNAR	17.3	-	-	-	To be ann.
7/9/18	CURE Pharmaceutical Holding Corp.	CURR	FO	Healthcare	United States	NASDAQ	To be ann.	-	-	0.90	-	To be ann.
<b>Total:</b>								<b>63.3</b>				

### Shelf Filings This Week (0)

Filing Date	Issuer	Ticker	Type	Sector	Domicile	Exchange	Type	Filed Terms		
								Curr. Amt. Filed (\$M)	Curr. Shrs. Filed (M)	Curr. File Price/Range
No Shelf Filings this week										

### Withdrawn or Postponed Deals This Week (0)

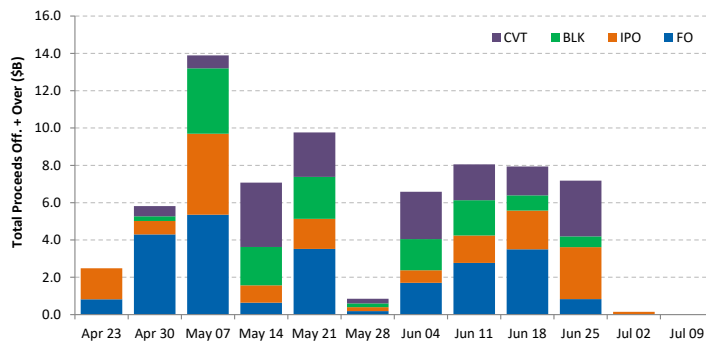
W/P Date	Issuer	Ticker	Type	Sector	Domicile	Exchange	Bookrunners	Filed Terms		
								Curr. Amt. Filed (\$M)	Curr. Shrs. Filed (M)	Reason
No Withdrawn or Postponed deals this week										

# Ipreo Daily Market Update

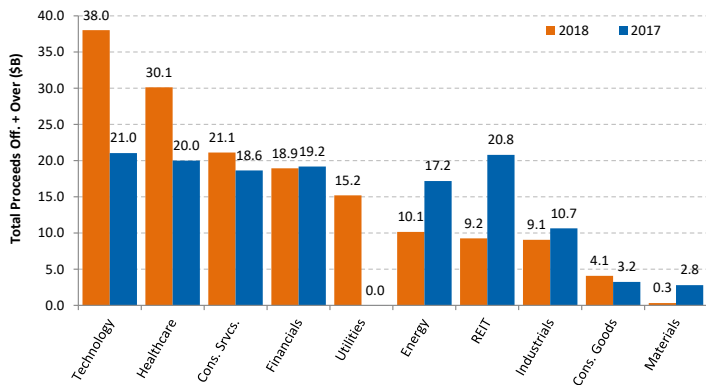
## Market Summary

Week of July 9, 2018

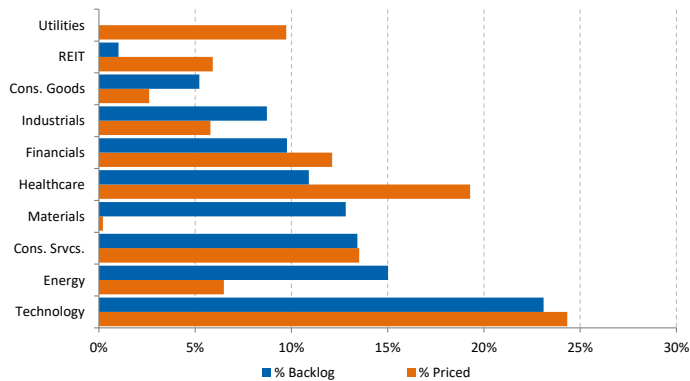
Trailing 12-Week US Proceeds by Deal Type



YoY Total US Issuance by Industry



YTD US Priced vs. Backlog



Market Summary

Major Indices	Last Close	1-Day (%)	1-Week (%)	1-Month (%)	1-Year (%)	YTD (%)
S&P 500	2,784.2	0.88	2.11	0.18	14.80	4.14
Dow Jones	24,776.6	1.31	1.93	-2.13	15.70	0.23
NASDAQ	7,756.2	0.88	2.49	1.45	26.05	12.35
Russell 2000	1,704.6	0.62	2.99	1.92	20.40	11.01
FTSE 100	7,688.0	0.92	1.86	0.09	4.59	0.00
DAX	12,543.9	0.38	2.50	-1.74	1.25	-2.89
Nikkei 225	22,052.2	1.21	1.10	-2.83	10.65	-3.13
Hang Seng	28,688.5	1.32	-0.92	-7.33	13.21	-4.11
Brazil Bovespa	75,010.4	0.00	2.98	2.84	20.36	-1.82
Mexico IPC	49,235.8	0.52	5.54	7.18	-1.64	-0.24

S&P 500 Sector Indices

Sector	Last Close	1-Day (%)	1-Week (%)	1-Month (%)	1-Year (%)	YTD (%)
Materials	369.5	0.94	2.07	-2.68	8.85	-2.50
Financials	452.9	2.32	1.99	-2.64	8.97	-2.38
Consumer Disc.	888.3	1.17	1.91	1.69	25.20	13.11
Consumer Staples	534.1	-0.48	1.48	2.68	-5.04	-9.08
Energy	567.9	1.47	2.73	0.51	20.34	6.47
Healthcare	1,002.2	0.65	3.39	2.02	9.34	4.80
Industrials	617.4	1.81	2.34	-3.63	5.21	-3.21
Information Tech.	1,257.0	0.82	2.14	0.07	32.93	13.63
Telecom	149.2	-1.42	0.48	-0.62	-0.99	-10.17
Utilities	261.3	-3.13	-1.55	6.65	-0.02	-2.28

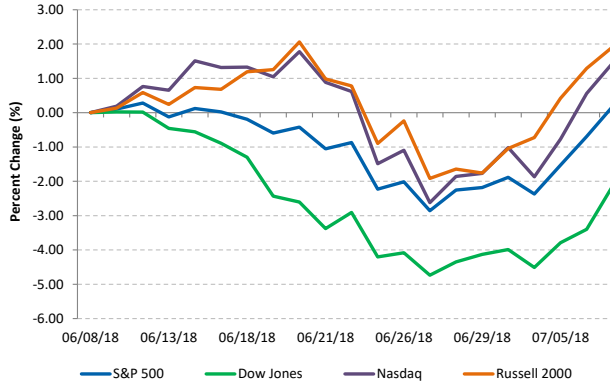
Commodities (NYMEX Front Month Contract)

Commodity	Last Close	1-Day (%)	1-Week (%)	1-Month (%)	1-Year (%)	YTD (%)
Gold	1,259.6	0.30	1.44	-3.31	4.12	-3.80
Silver	16.1	0.44	1.92	-3.60	5.00	-5.87
Copper	2.85	0.92	-3.19	-13.64	8.06	-13.65
Crude Oil	73.9	0.07	-0.12	12.34	66.97	22.23
Natural Gas	2.8	-1.05	-1.19	-2.15	-1.26	-4.23
Cotton	0.85	1.21	3.06	-9.97	24.61	8.70
Corn	3.67	-1.61	2.23	-2.85	-3.99	4.63
Sugar	0.11	-0.96	-1.38	-6.94	-19.43	-24.80
Wheat	5.08	-1.41	5.78	-2.31	-1.41	18.97

Major Currencies

Currency	USD	EUR	GBP	JPY	CAD	AUD
USD	1.000	0.853	0.755	111.260	1.314	1.344
EUR	1.172	1.000	0.885	130.388	1.539	1.575
GBP	1.324	1.130	1.000	147.358	1.740	1.780
JPY	0.009	0.008	0.007	1.000	0.012	0.012
CAD	0.761	0.650	0.575	84.698	1.000	1.023
AUD	0.744	0.635	0.562	0.977	0.977	1.000

Major US Indices 1-Month Trailing



Econ Calendar

Monday, July 9, 2018			
Indicator	Period	Expectation	Result
Consumer Credit	May	\$12.4B	\$24.5B

Tuesday, July 10, 2018			
Indicator	Period	Expectation	Result
NFIB Small Business Optimism	June	NA	107.2
JOLTS-Job Openings	June	NA	

Wednesday, July 11, 2018			
Indicator	Period	Expectation	Result
MBA Mortgage Application Index	7/7	NA	
Core PPI	Jun	0.2%	
PPI	Jun	0.2%	
Wholesale Inventories	May	0.5%	
Crude Inventories	7/7	NA	

Thursday, July 12, 2018			
Indicator	Period	Expectation	Result
CPI	Jun	0.2%	
Core CPI	Jun	0.2%	
Initial Claims	7/7	225K	
Continuing Claims	6/30	NA	
Natural Gas Inventories	7/7	NA	
Treasury Budget	Jun	NA	

Friday, July 13, 2018			
Indicator	Period	Expectation	Result
Import Prices	Jun	NA	
Import Prices ex-oil	Jun	NA	
Export Prices	Jun	NA	
Export Prices ex-ag.	Jun	NA	
Univ. of Mich Consumer Sentiment	July	97.8	

Source: Briefing.com

### About Ipreo Analytics

Ipreo Capital Markets Services is an outsourced consultative service that serves as an extension of your team, focused on providing research, intelligence and data on the capital markets. If you have any questions, please contact Ipreo Capital Markets at [CapitalMarkets@ipreo.com](mailto:CapitalMarkets@ipreo.com) or 855-288-5995.

All deal data provided by Ipreo's Equity Deals Database, a comprehensive U.S. equities deals database providing quick and accurate deal information.