

U.S. Equity Capital Markets

Daily Market Update



Tuesday, January 9, 2018

Data as of 8:00 AM

Ipreo Daily Market Update

Priced Deals



Week of January 8, 2018

Initial Public Offerings This Week (0)

Issue Date	Issuer	Ticker	Sector	Domicile	Exchange	Bookrunners	Fin. Spons.	Filed Terms		Pricing Statistics				Performance Statistics		
								Last File Range (\$)	Last Offer Amt. (\$M)	Amt. + Over. (\$M)	Offer Price (\$)	Shrs. Offered	% Primary	Shoe Exer.	Last File/ Offer (%)	Offer/ Curr. (%)

No IPOs have priced so far this week

Follow-On Offerings This Week (0)

Issue Date	Issuer	Ticker	Sector	Domicile	Exchange	Bookrunners	Accel. Deal	Shelf Take.	Filed Terms		Pricing Statistics				Performance Statistics		
									Last File Range (\$)	Last Offer Amt. (\$M)	Amt. + Over. (\$M)	Offer Price (\$)	Shrs. Offered	% Primary	Shoe Exer.	Last Sale/ Offer (%)	Offer/ Curr. (%)

No Follow-Ons have priced so far this week

Block Offerings This Week (0)

Issue Date	Issuer	Ticker	Sector	Domicile	Exchange	Bookrunners	Shelf Take.	Last Price (\$)	Pricing Statistics				Performance Stats	
									Amt. + Over. (\$M)	Offer Price (\$)	Shrs. Offered	% Primary	Shoe Exer.	Re-Off. (%)

No Blocks have priced this week

Equity-Related Offerings This Week (0)

Issue Date	Issuer	Ticker	Sector	Domicile	Exchange	Bookrunners	Talk		Pricing Statistics				
							Coupon (%)	Premium (%)	Amt. + Over. (\$M)	Offer Price (\$)	Coupon (%)	Premium (%)	Shoe Exer.

No Converts have priced this week

Ipreo Daily Market Update

The Pipeline

Week of January 8, 2018

Expected Deals This Week and Next (4)

Expected Date	Issuer	Ticker	Type	Sector	Domicile	Exchange	Bookrunners	Filed Terms			Timeline	
								Curr. Amt. Filed (\$M)	Curr. Shrs. Filed (M)	Curr. File Price/Range	Initial File Date	Last Amend. File Date
01/09/18	Nebula Acquisition Corp	NEBU.U	IPO	Blank Check	United States	NASDAQ	DB, GS	250.0	25.0	10.00	12/18/17	-
01/11/18	Industrial Logistics Properties Trust	ILPT	IPO	REIT	United States	NASDAQ	UBS, CITI, RBC, BAML, MS, WFC	590.0	20.0	28 - 31	11/21/17	1/2/18
01/11/18	Liberty Oilfield Services Inc.	LBRT	IPO	Energy	United States	NYSE	MS, GS, WFC, CITI, JPM, EVERCORE	160.7	10.7	14 - 16	2/14/17	1/2/18
01/18/18	ADT Inc.	ADT	IPO	Consumer Services	United States	NYSE	MS, GS, BRCLY, DB, RBC, CITI, BAML, CS	2,000.0	111.1	17 - 19	12/21/17	1/5/18
Total:								3,000.7				

Amended Filings This Week (3)

Amended Date	Issuer	Ticker	Type	Sector	Domicile	Exchange	Bookrunners	Filed Terms			Timeline	
								Curr. Amt. Filed (\$M)	Curr. Shrs. Filed (M)	Curr. File Price/Range	Initial File Date	Expected Date
1/8/18	Eyenovia, Inc.	EYEN	IPO	Healthcare	United States	NASDAQ	LADENBURG, ROTH	30.0	2.7	10 - 12	12/19/17	To be ann.
1/9/18	Americold Realty Trust	COLD	IPO	REIT	United States	NYSE	BAML, JPM, RBC	360.0	24.0	14 - 16	11/14/17	To be ann.
1/9/18	Nine Energy Service, Inc.	NINE	IPO	Energy	United States	NYSE	JPM, GS, WFC, BAML, CS, RAYMND, PIPER, PRLAWNBG	150.5	7.0	20 - 23	5/2/17	To be ann.
Total:								540.5				

Initial Filings This Week (3)

Filing Date	Issuer	Ticker	Type	Sector	Domicile	Exchange	Bookrunners	Filed Terms			Timeline	
								Curr. Amt. Filed (\$M)	Curr. Shrs. Filed (M)	Curr. File Price/Range	Expected Date	
1/8/18	Bioceres S.A.	BIOX	IPO	Basic Materials	Argentina	NYSE	JEFFER, PIPER, SANTANDER	100.0	-	-	-	To be ann.
1/8/18	Alliance MMA, Inc.	AMMA	FO	Consumer Services	United States	NASDAQ	MAXIM	-	-	-	-	To be ann.
1/9/18	Evolus, Inc.	EOLS	IPO	Healthcare	United States	NASDAQ	CFCO, MIZUHO	75.0	-	-	-	To be ann.
Total:								175.0				

Shelf Filings This Week (2)

Filing Date	Issuer	Ticker	Type	Sector	Domicile	Exchange	Type	Filed Terms			
								Curr. Amt. Filed (\$M)	Curr. Shrs. Filed (M)	Curr. File Price/Range	
1/8/18	Sientra, Inc.	SIEN	FO	Healthcare	United States	NASDAQ	Universal	150.0	-	-	
1/9/18	NextDecade Corporation	NEXT	FO	Blank Check	United States	NASDAQ	Common Stock	100.0	-	8.16	
Total:								250.0			

* Shelf filings over \$50M

Withdrawn or Postponed Deals This Week (0)

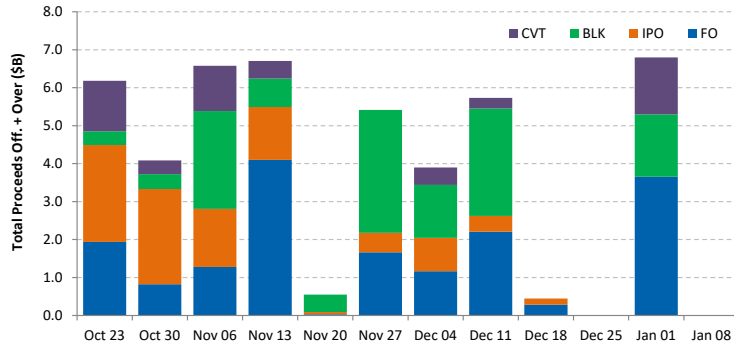
W/P Date	Issuer	Ticker	Type	Sector	Domicile	Exchange	Bookrunners	Filed Terms		
								Curr. Amt. Filed (\$M)	Curr. Shrs. Filed (M)	Reason
No Withdrawn or Postponed deals this week										

Ipreo Daily Market Update

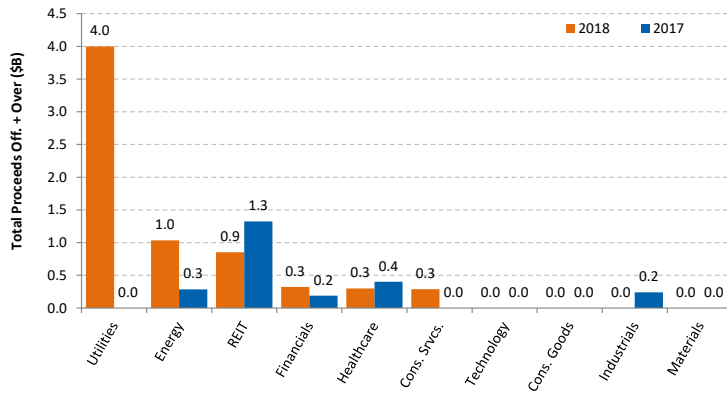
Market Summary

Week of January 8, 2018

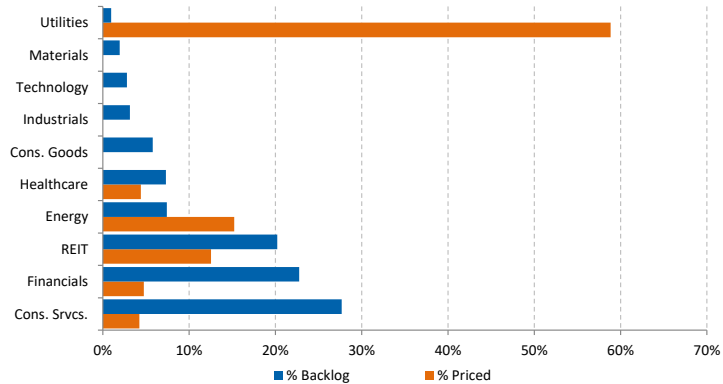
Trailing 12-Week US Proceeds by Deal Type



YoY Total US Issuance by Industry



YTD US Priced vs. Backlog



Market Summary

Major Indices	Last Close	1-Day (%)	1-Week (%)	1-Month (%)	1-Year (%)	YTD (%)
S&P 500	2,747.7	0.17	2.77	3.63	20.67	2.77
Dow Jones	25,283.0	-0.05	2.28	3.92	26.64	2.28
NASDAQ	7,157.4	0.29	3.68	4.64	29.64	3.68
Russell 2000	1,561.8	0.12	1.71	2.63	14.23	1.71
FTSE 100	7,696.5	-0.36	0.11	4.09	6.75	0.11
DAX	13,367.8	0.36	3.48	1.63	15.25	3.48
Nikkei 225	23,714.5	0.00	4.17	3.96	21.90	4.17
Hang Seng	30,899.5	0.28	3.28	7.89	37.31	3.28
Brazil Bovespa	79,378.5	0.39	3.90	9.14	28.72	3.90
Mexico IPC	49,995.6	0.22	1.30	5.09	8.52	1.30

S&P 500 Sector Indices

S&P 500 Sector Indices	Last Close	1-Day (%)	1-Week (%)	1-Month (%)	1-Year (%)	YTD (%)
Materials	394.6	0.10	4.12	6.31	24.13	4.12
Financials	471.3	-0.13	1.59	1.70	20.50	1.59
Consumer Disc.	811.6	0.09	3.34	5.14	22.43	3.34
Consumer Staples	589.3	0.23	0.33	1.42	10.10	0.33
Energy	557.6	0.58	4.54	9.39	0.01	4.54
Healthcare	983.5	-0.38	2.84	2.68	19.91	2.84
Industrials	658.0	0.36	3.17	4.81	20.63	3.17
Information Tech.	1,157.0	0.36	4.60	5.08	39.80	4.60
Telecom	164.1	0.11	-1.18	3.82	-5.98	-1.18
Utilities	263.2	0.94	-1.58	-6.55	6.13	-1.58

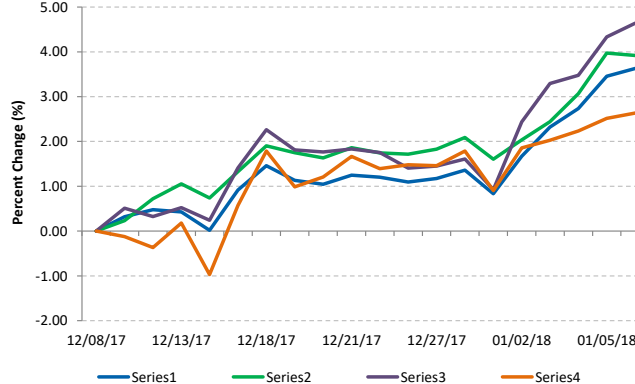
Commodities (NYMEX Front Month Contract)

Commodities	Last Close	1-Day (%)	1-Week (%)	1-Month (%)	1-Year (%)	YTD (%)
Gold	1,320.4	-0.14	0.85	5.77	12.53	0.85
Silver	17.1	-0.82	-0.01	8.35	3.78	-0.01
Copper	3.22	-0.17	-2.32	8.24	26.63	-2.32
Crude Oil	61.7	0.47	2.17	7.62	14.34	2.17
Natural Gas	2.8	1.43	-4.00	2.27	-13.78	-4.00
Cotton	0.78	0.17	-0.62	6.00	5.61	-0.62
Corn	3.47	-1.14	-1.00	-1.56	-3.00	-1.00
Sugar	0.15	-1.99	-2.51	5.20	-28.77	-2.51
Wheat	4.28	-0.70	0.18	2.09	1.06	0.18

Major Currencies

Major Currencies	USD	EUR	GBP	JPY	CAD	AUD
USD	1.000	0.838	0.739	112.875	1.244	1.279
EUR	1.194	1.000	0.882	134.756	1.485	1.527
GBP	1.353	1.133	1.000	152.726	1.683	1.731
JPY	0.009	0.007	0.007	1.000	0.011	0.011
CAD	0.804	0.673	0.594	90.743	1.000	1.028
AUD	0.782	0.655	0.578	0.972	0.972	1.000

Major US Indices 1-Month Trailing



Econ Calendar

Monday, January 8, 2018			
Indicator	Period	Expectation	Result
Consumer Credit	Nov	\$18.0B	\$27.9B

Tuesday, January 9, 2018			
Indicator	Period	Expectation	Result
NFIB Sm. Bus. Optimism	Dec	NA	104.9
JOLTS - Job Openings	Nov	NA	

Wednesday, January 10, 2018			
Indicator	Period	Expectation	Result
MBA Mortgage Apps.	01/06	NA	
Export Prices ex-ag.	Dec	NA	
Import Prices ex-oil	Dec	NA	
Wholesale Inventories	Nov	0.7%	
Crude Inventories	01/06	NA	

Thursday, January 11, 2018			
Indicator	Period	Expectation	Result
PPI	Dec	0.2%	
Core PPI	Dec	0.2%	
Continuing Claims	12/30	NA	
Initial Claims	01/06	248K	
Natural Gas Inventories	01/06	NA	
Treasury Budget	Dec	-47.5B	

Friday, January 12, 2018			
Indicator	Period	Expectation	Result
CPI	Dec	0.2%	
Core CPI	Dec	0.2%	
Retail Sales	Dec	0.4%	
Retail Sales ex-auto	Dec	0.4%	
Business Inventories	Nov	0.3%	

Source: Briefing.com

About Ipreo Analytics

Ipreo Capital Markets Services is an outsourced consultative service that serves as an extension of your team, focused on providing research, intelligence and data on the capital markets. If you have any questions, please contact Ipreo Capital Markets at CapitalMarkets@ipreo.com or 855-288-5995.

All deal data provided by Ipreo's Equity Deals Database, a comprehensive U.S. equities deals database providing quick and accurate deal information.

