

# U.S. Equity Capital Markets

## Daily Market Update



Tuesday, January 16, 2018

Data as of 8:00 AM

# Ipreo Daily Market Update

## Priced Deals

Week of January 15, 2018

### Initial Public Offerings This Week (0)

Issue Date	Issuer	Ticker	Sector	Domicile	Exchange	Bookrunners	Fin. Spons.	Filed Terms		Pricing Statistics				Performance Statistics		
								Last File Range (\$)	Last Offer Amt. (\$M)	Amt. + Over. (\$M)	Offer Price (\$)	Shrs. Offered	% Primary	Shoe Exer.	Last File/ Offer (%)	Offer/ Curr. (%)

No IPOs have priced so far this week

### Follow-On Offerings This Week (0)

Issue Date	Issuer	Ticker	Sector	Domicile	Exchange	Bookrunners	Accel. Deal	Shelf Take.	Filed Terms		Pricing Statistics				Performance Statistics		
									Last File Range (\$)	Last Offer Amt. (\$M)	Amt. + Over. (\$M)	Offer Price (\$)	Shrs. Offered	% Primary	Shoe Exer.	Last Sale/ Offer (%)	Offer/ Curr. (%)

No Follow-Ons have priced so far this week

### Block Offerings This Week (0)

Issue Date	Issuer	Ticker	Sector	Domicile	Exchange	Bookrunners	Shelf Take.	Last Price (\$)	Pricing Statistics				Performance Stats	
									Amt. + Over. (\$M)	Offer Price (\$)	Shrs. Offered	% Primary	Shoe Exer.	Re-Off. (%)

No Blocks have priced this week

### Equity-Related Offerings This Week (0)

Issue Date	Issuer	Ticker	Sector	Domicile	Exchange	Bookrunners	Talk		Pricing Statistics				
							Coupon (%)	Premium (%)	Amt. + Over. (\$M)	Offer Price (\$)	Coupon (%)	Premium (%)	Shoe Exer.

No Converts have priced this week

# Ipreo Daily Market Update

## The Pipeline

Week of January 15, 2018

### Expected Deals This Week and Next (9)

Expected Date	Issuer	Ticker	Type	Sector	Domicile	Exchange	Bookrunners	Filed Terms			Timeline	
								Curr. Amt. Filed (\$M)	Curr. Shrs. Filed (M)	Curr. File Price/Range	Initial File Date	Last Amend. File Date
w/k of 01/22/18	Eyenovia, Inc.	EYEN	IPO	Healthcare	United States	NASDAQ	LADENBURG, ROTH	30.0	2.7	10 - 12	12/19/17	1/8/18
01/18/18	ADT Inc.	ADT	IPO	Consumer Services	United States	NYSE	MS, GS, BRCLY, DB, RBC, CITI, BAML, CS	2,000.0	111.1	17 - 19	12/21/17	1/5/18
01/18/18	Americold Realty Trust	COLD	IPO	REIT	United States	NYSE	BAML, JPM, RBC	360.0	24.0	14 - 16	11/14/17	1/9/18
01/18/18	Nine Energy Service, Inc.	NINE	IPO	Energy	United States	NYSE	JPM, GS, WFC, BAML, CS	150.5	7.0	20 - 23	5/2/17	1/9/18
01/23/18	PagSeguro Digital Ltd.	PAGS	IPO	Technology	Brazil	NYSE	GS, MS, BAML, BANCobra, CS, DB, JPM, ITAU	1,750.0	92.1	17.50 - 20.50	12/26/17	1/9/18
01/23/18	Entera Bio Ltd.	ENTX	IPO	Healthcare	Israel	NASDAQ	OPPEN	55.0	5.0	10 - 12	11/9/17	1/5/18
01/24/18	Gates Industrial Corporation plc	GTES	IPO	Industrials	United States	NYSE	CITI, MS, UBS, BRCLY, CS, GS, RBC	750.8	38.5	18 - 21	12/27/17	1/12/18
01/24/18	Menlo Therapeutics, Inc.	MNLO	IPO	Healthcare	United States	NASDAQ	JEFFER, PIPER, GUGGEN	85.0	5.7	14 - 16	12/28/17	1/12/18
01/25/18	Adial Pharmaceuticals, Inc.	ADIL	IPO	Healthcare	United States	NASDAQ	GUNNAR	14.0	1.4	9 - 11	9/6/17	11/22/17
<b>Total:</b>								<b>5,195.3</b>				

### Amended Filings This Week (6)

Amended Date	Issuer	Ticker	Type	Sector	Domicile	Exchange	Bookrunners	Filed Terms			Timeline	
								Curr. Amt. Filed (\$M)	Curr. Shrs. Filed (M)	Curr. File Price/Range	Initial File Date	Expected Date
1/16/18	Corporación América Airports S.A.	CAAP	IPO	Industrials	Luxembourg	NYSE	OPPEN, BAML, CITI, GS	600.0	28.6	19 - 23	12/5/17	To be ann.
1/16/18	Keane Group, Inc.	FRAC	FO	Energy	United States	NYSE	CITI, JPM, BRCLY, GS, BAML, MS	209.3 ↑	11.0 ↑	19.03 ↑	1/10/18	To be ann.
1/16/18	PlayAGS, Inc.	AGS	IPO	Consumer Services	United States	NYSE	CS, DB, JEFFER, MACQUARIE, BAML, CITI, STFL, SUNTCAP, NOMURA	174.3	10.3	16 - 18	12/19/17	To be ann.
1/16/18	Solid Biosciences Inc.	SLDB	IPO	Healthcare	United States	NASDAQ	JPM, GS, LEERINK	100.1	5.9	16 - 18	12/29/17	To be ann.
1/16/18	ARMO BioSciences, Inc.	ARMO	IPO	Healthcare	United States	NASDAQ	JEFFER, LEERINK, BMO	100.0	6.7	14 - 16	12/29/17	To be ann.
1/16/18	resTORbio, Inc.	TORC	IPO	Healthcare	United States	NASDAQ	BAML, LEERINK, EVERCORE, WEDBUSH	85.0	5.7	14 - 16	12/29/17	To be ann.
<b>Total:</b>								<b>1,268.7</b>				

### Initial Filings This Week (3)

Filing Date	Issuer	Ticker	Type	Sector	Domicile	Exchange	Bookrunners	Filed Terms			Timeline
								Curr. Amt. Filed (\$M)	Curr. Shrs. Filed (M)	Curr. File Price/Range	Expected Date
1/16/18	AveXis, Inc.	AVXS	FO	Healthcare	United States	NASDAQ	GS, JEFFER, BAML	400.0	-	117.50	To be ann.
1/16/18	Inspired Entertainment, Inc.	INSE	FO	Consumer Goods	United States	NASDAQ	MS	41.9	4.5	9.30	To be ann.
1/16/18	Tandem Diabetes Care, Inc.	TNDM	FO	Healthcare	United States	NASDAQ	OPPEN	40.0	-	3.24	To be ann.
<b>Total:</b>								<b>481.9</b>			

### Shelf Filings This Week (0)

Filing Date	Issuer	Ticker	Type	Sector	Domicile	Exchange	Type	Curr. Amt. Filed (\$M)	Curr. Shrs. Filed (M)	Curr. File Price/Range
No Shelf Filings this week										

### Withdrawn or Postponed Deals This Week (0)

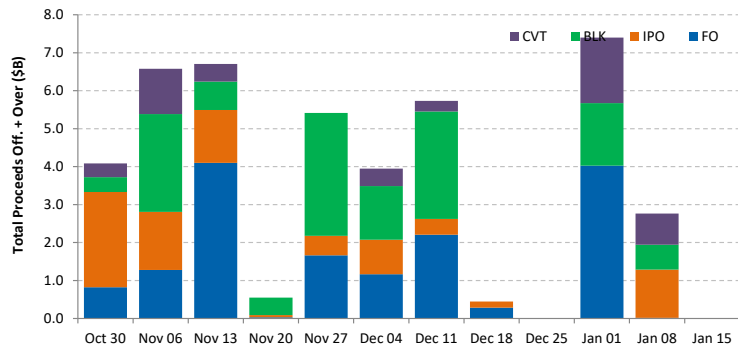
W/P Date	Issuer	Ticker	Type	Sector	Domicile	Exchange	Bookrunners	Curr. Amt. Filed (\$M)	Curr. Shrs. Filed (M)	Reason
No Withdrawn or Postponed deals this week										

# Ipreo Daily Market Update

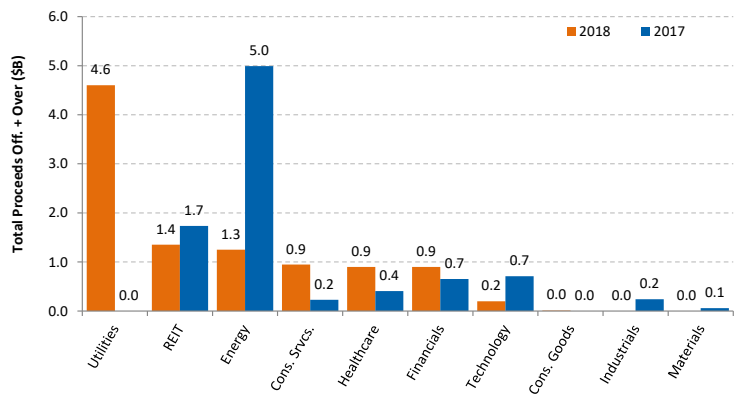
## Market Summary

Week of January 15, 2018

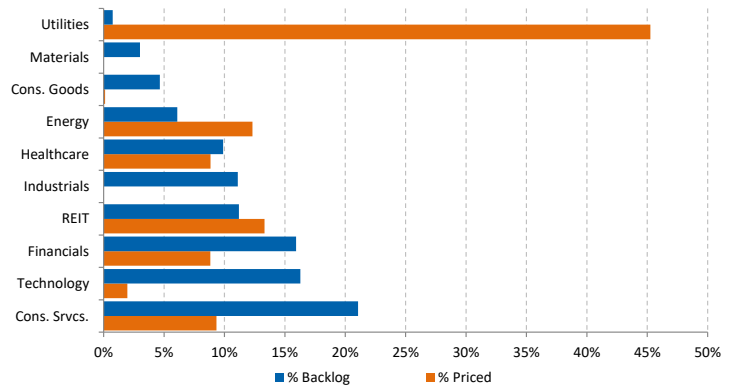
Trailing 12-Week US Proceeds by Deal Type



YoY Total US Issuance by Industry



YTD US Priced vs. Backlog



Market Summary

Major Indices	Last Close	1-Day (%)	1-Week (%)	1-Month (%)	1-Year (%)	YTD (%)
S&P 500	2,786.2	0.67	1.57	4.58	22.72	4.21
Dow Jones	25,803.2	0.89	2.01	5.30	29.72	4.39
NASDAQ	7,261.1	0.68	1.74	5.81	30.89	5.18
Russell 2000	1,592.0	0.33	2.05	5.00	16.97	3.68
FTSE 100	7,778.6	0.20	0.70	3.71	6.67	1.18
DAX	13,245.0	0.32	-0.56	0.47	14.96	2.53
Nikkei 225	23,653.8	-0.24	-0.26	3.44	23.62	3.90
Hang Seng	31,412.5	0.94	1.94	9.09	37.60	4.99
Brazil Bovespa	79,349.1	-0.02	0.35	7.50	24.07	3.86
Mexico IPC	49,135.9	0.69	-1.51	3.01	6.68	-0.44

S&P 500 Sector Indices

S&P 500 Sector Indices	Last Close	1-Day (%)	1-Week (%)	1-Month (%)	1-Year (%)	YTD (%)
Materials	397.2	0.19	0.77	6.88	24.09	4.82
Financials	485.5	0.94	2.88	3.94	24.97	4.64
Consumer Disc.	836.2	1.28	3.12	8.03	25.49	6.48
Consumer Staples	584.8	-0.02	-0.55	0.64	10.46	-0.45
Energy	572.0	0.96	3.18	11.78	4.38	7.24
Healthcare	1,004.4	0.75	1.74	4.01	22.70	5.03
Industrials	676.9	0.87	3.24	7.90	24.31	6.13
Information Tech.	1,162.9	0.61	0.88	5.04	39.82	5.13
Telecom	160.5	0.32	-2.11	-2.40	-7.20	-3.37
Utilities	255.3	-0.55	-2.09	-8.30	3.46	-4.53

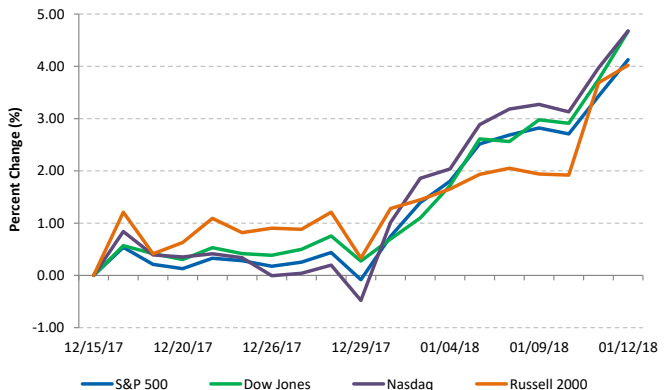
Commodities (NYMEX Front Month Contract)

Commodities	Last Close	1-Day (%)	1-Week (%)	1-Month (%)	1-Year (%)	YTD (%)
Gold	1,334.9	0.94	0.95	7.51	11.26	1.96
Silver	17.1	1.03	-0.83	9.40	1.88	-0.02
Copper	3.22	-0.45	-0.34	6.47	20.48	-2.48
Crude Oil	64.3	0.78	4.65	12.53	21.30	6.42
Natural Gas	3.2	3.76	14.49	19.49	-4.96	8.36
Cotton	0.82	-1.17	4.70	12.03	12.91	3.88
Corn	3.46	-0.72	-1.42	-0.43	-3.35	-1.28
Sugar	0.14	0.00	-5.97	2.98	-31.70	-6.46
Wheat	4.21	-2.94	-2.38	2.37	-1.35	-1.52

Major Currencies

Major Currencies	USD	EUR	GBP	JPY	CAD	AUD
USD	1.000	0.817	0.726	110.675	1.243	1.258
EUR	1.223	1.000	0.889	135.405	1.521	1.539
GBP	1.377	1.125	1.000	152.344	1.711	1.731
JPY	0.009	0.007	0.007	1.000	0.011	0.011
CAD	0.805	0.658	0.585	89.046	1.000	1.012
AUD	0.795	0.650	0.578	0.988	0.988	1.000

Major US Indices 1-Month Trailing



Econ Calendar

Monday, January 15, 2018			
Indicator	Period	Expectation	Result
No events			
Tuesday, January 16, 2018			
Indicator	Period	Expectation	Result
Empire Manufacturing	Jan	19	
Wednesday, January 17, 2018			
Indicator	Period	Expectation	Result
MBA Mortgage App. Index	01/13	NA	
Industrial Production	Dec	0.4%	
Capacity Utilization	Dec	77.3%	
NAHB Housing Mkt. Index	Jan	73	
Crude Inventories	01/13	NA	
Net Long-Term TIC Flows	Jan	NA	
Thursday, January 18, 2018			
Indicator	Period	Expectation	Result
Housing Starts	Dec	1280K	
Building Permits	Dec	1290K	
Initial Claims	01/13	251K	
Continuing Claims	01/06	NA	
Philadelphia FED	Jan	24.5	
Natural Gas Inventories	01/13	NA	
Friday, January 19, 2018			
Indicator	Period	Expectation	Result
Michigan Sentiment - Prelim	Jan	97.0	

Source: Briefing.com

### About Ipreo Analytics

Ipreo Capital Markets Services is an outsourced consultative service that serves as an extension of your team, focused on providing research, intelligence and data on the capital markets. If you have any questions, please contact Ipreo Capital Markets at [CapitalMarkets@ipreo.com](mailto:CapitalMarkets@ipreo.com) or 855-288-5995.

All deal data provided by Ipreo's Equity Deals Database, a comprehensive U.S. equities deals database providing quick and accurate deal information.

