

U.S. Equity Capital Markets

Daily Market Update



Thursday, January 11, 2018

Data as of 8:00 AM

Ipreo Daily Market Update

Priced Deals

Week of January 8, 2018

Initial Public Offerings This Week (1)

Issue Date	Issuer	Ticker	Sector	Domicile	Exchange	Bookrunners	Fin. Spons.	Filed Terms		Pricing Statistics				Performance Statistics		
								Last File Range (\$)	Last Offer Amt. (\$M)	Amt. + Over. (\$M)	Offer Price (\$)	Shrs. Offered	% Primary	Shoe Exer.	Last Sale/ Offer (%)	Offer/ Curr. (%)
1/9/18	Nebula Acquisition Corp	NEBU.U	Blank Check	United States	NASDAQ	DB, GS		10.00	250.0	250.0	10.00	25.0	100.0	0.00	-	Within
Total:										250.0	Average:			0.00	-	

Follow-On Offerings This Week (1)

Issue Date	Issuer	Ticker	Sector	Domicile	Exchange	Bookrunners	Accel. Deal	Shelf Take.	Filed Terms		Pricing Statistics				Performance Statistics		
									Last File Range (\$)	Last Offer Amt. (\$M)	Amt. + Over. (\$M)	Offer Price (\$)	Shrs. Offered	% Primary	Shoe Exer.	Last Sale/ Offer (%)	Offer/ Curr. (%)
1/9/18	Alliance MMA, Inc.	AMMA	Consumer Services	United States	NASDAQ	MAXIM		•	-	-	2.2	1.00	2.2	100.0	0.00	-	-
Total:										2.2	Average:			0.00	-		

Block Offerings This Week (0)

Issue Date	Issuer	Ticker	Sector	Domicile	Exchange	Bookrunners	Shelf Take.	Last Price (\$)	Pricing Statistics				Performance Stats		
									Amt. + Over. (\$M)	Offer Price (\$)	Shrs. Offered	% Primary	Shoe Exer.	Re-Off. Disc. (%)	Offer/ Curr. (%)
No Blocks have priced this week															

Equity-Related Offerings This Week (1)

Issue Date	Issuer	Ticker	Sector	Domicile	Exchange	Bookrunners	Talk		Pricing Statistics				Shoe Exer.	Maturity
							Coupon (%)	Premium (%)	Amt. + Over. (\$M)	Offer Price (\$)	Coupon (%)	Premium (%)		
1/10/18	Wheeler Real Estate Investment Trust, Inc.	WHLRD	REIT	United States	NASDAQ	LADENBURG, BTIG	-	-	21.5	16.50	8.75	2.78	1/0/1900	
Total:									21.5					

Ipreso Daily Market Update

The Pipeline

Week of January 8, 2018

Expected Deals This Week and Next (7)

Expected Date	Issuer	Ticker	Type	Sector	Domicile	Exchange	Bookrunners	Filed Terms			Timeline		
								Curr. Amt. Filed (\$M)	Curr. Shrs. Filed (M)	Curr. File Price/Range	Initial File Date	Last Amend. File Date	
01/10/18	Fortress Transportation & Infrastructure	FTAI	FO	Consumer Services	United States	NYSE	MS, CITI, BRCLY	138.2	7.0	19.74	1/10/18	-	
01/11/18	Industrial Logistics Properties Trust	ILPT	IPO	REIT	United States	NASDAQ	UBS, CITI, RBC, BAML, MS, WFC	590.0	20.0	28 - 31	11/21/17	1/2/18	
01/11/18	Platinum Eagle Acquisition Corp.	EAGLU	IPO	Blank Check	United States	NASDAQ	DB, BAML	300.0	30.0	10.00	12/22/17	-	
01/11/18	Liberty Oilfield Services Inc.	LBRT	IPO	Energy	United States	NYSE	MS, GS, WFC, CITI, JPM, EVERCORE	160.7	10.7	14 - 16	2/14/17	1/2/18	
01/18/18	ADT Inc.	ADT	IPO	Consumer Services	United States	NYSE	MS, GS, BRCLY, DB, RBC, CITI, BAML, CS	2,000.0	111.1	17 - 19	12/21/17	1/5/18	
01/18/18	Americold Realty Trust	COLD	IPO	REIT	United States	NYSE	BAML, JPM, RBC	360.0	24.0	14 - 16	11/14/17	1/9/18	
01/18/18	Nine Energy Service, Inc.	NINE	IPO	Energy	United States	NYSE	JPM, GS, WFC, BAML, CS	150.5	7.0	20 - 23	5/2/17	1/9/18	
<i>* Bold text indicates a deal was initially filed or amended this week</i>								Total:	3,699.4				

Amended Filings This Week (6)

Amended Date	Issuer	Ticker	Type	Sector	Domicile	Exchange	Bookrunners	Filed Terms			Timeline		
								Curr. Amt. Filed (\$M)	Curr. Shrs. Filed (M)	Curr. File Price/Range	Initial File Date	Expected Date	
1/8/18	Eyenovia, Inc.	EYEN	IPO	Healthcare	United States	NASDAQ	LADENBURG, ROTH	30.0	2.7	10 - 12	12/19/17	w/k of 01/22/18	
1/9/18	PagSeguro Digital Ltd.	PAGS	IPO	Technology	Brazil	NYSE	GS, MS, BAML, BANCOBRA, CS, DB, JPM, ITAU	1,750.0	92.1	17.50 - 20.50	12/26/17	01/23/18	
1/9/18	Corporación América Airports S.A.	CAAP	IPO	Industrials	Luxembourg	NYSE	OPPEN, BAML, CITI, GS	100.0	28.6	-	12/5/17	To be ann.	
1/9/18	Blink Charging Co.	BLNK	FO	Consumer Services	United States	NASDAQ	GUNNAR	20.0	4.6 ↑	-	11/4/16	02/01/18	
1/9/18	AquaBounty Technologies, Inc.	AQB	FO	Consumer Goods	United States	NASDAQ	HCWAIN	7.9 ↓	1.6 ↓	5.02	11/8/17	To be ann.	
1/9/18	Farmmi, Inc.	FAMI	IPO	Consumer Goods	China	NASDAQ	VIEWTRS	6.3	1.3	4 - 6	11/14/17	To be ann.	
Total:								1,914.2					

Initial Filings This Week (4)

Filing Date	Issuer	Ticker	Type	Sector	Domicile	Exchange	Bookrunners	Filed Terms			Timeline	
								Curr. Amt. Filed (\$M)	Curr. Shrs. Filed (M)	Curr. File Price/Range	Expected Date	
1/8/18	Bioceres S.A.	BIOX	IPO	Basic Materials	Argentina	NYSE	JEFFER, PIPER, SANTANDER	100.0	-	-	To be ann.	
1/9/18	Evolus, Inc.	EOLS	IPO	Healthcare	United States	NASDAQ	CFCO, MIZUHO	75.0	-	-	To be ann.	
1/10/18	Coupa Software Incorporated	COUP	CVT	Technology	United States	NASDAQ	To be ann.	200.0	0.2	-	To be ann.	
1/10/18	Keane Group, Inc.	FRAC	FO	Energy	United States	NYSE	CITI, JPM, BRCLY, GS, BAML, MS	112.6	6.0	18.76	To be ann.	
Total:								487.6				

Shelf Filings This Week (4)

Filing Date	Issuer	Ticker	Type	Sector	Domicile	Exchange	Type	Filed Terms				
								Curr. Amt. Filed (\$M)	Curr. Shrs. Filed (M)	Curr. File Price/Range		
1/8/18	Sientra, Inc.	SIEN	FO	Healthcare	United States	NASDAQ	Universal	150.0	-	-		
1/8/18	Pangaea Logistics Solutions Ltd	PANL	FO	Blank Check	United States	NASDAQ	Common Stock	104.4	34.6	3.02		
1/8/18	Pangaea Logistics Solutions Ltd	PANL	FO	Blank Check	United States	NASDAQ	Universal	100.0	-	-		
1/9/18	NextDecade Corporation	NEXT	FO	Blank Check	United States	NASDAQ	Common Stock	100.0	-	8.16		
<i>* Shelf filings over \$50M</i>								Total:	454.4			

Withdrawn or Postponed Deals This Week (1)

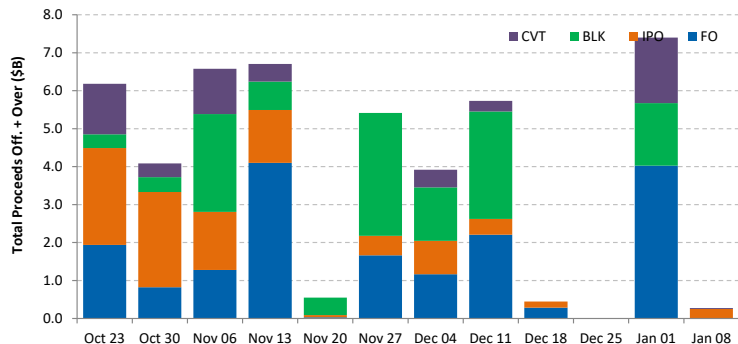
W/P Date	Issuer	Ticker	Type	Sector	Domicile	Exchange	Bookrunners	Filed Terms			Reason
								Curr. Amt. Filed (\$M)	Curr. Shrs. Filed (M)		
1/9/18	Dole Food Company, Inc.	DOLE	IPO	Consumer Goods	United States	NASDAQ	MS, BAML, DB	100.0	-	-	
Total:								100.0			

Ipreo Daily Market Update

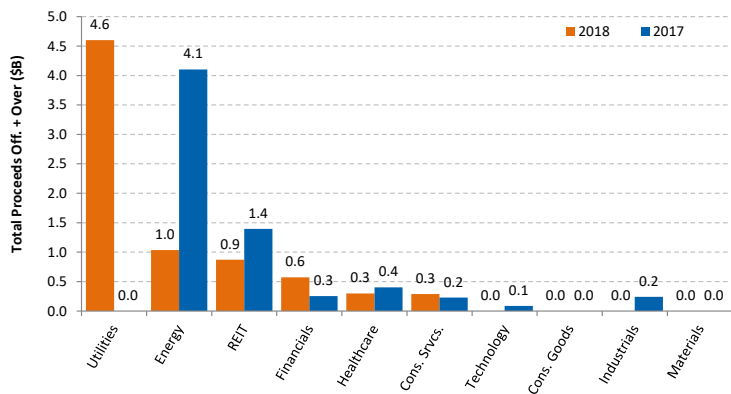
Market Summary

Week of January 8, 2018

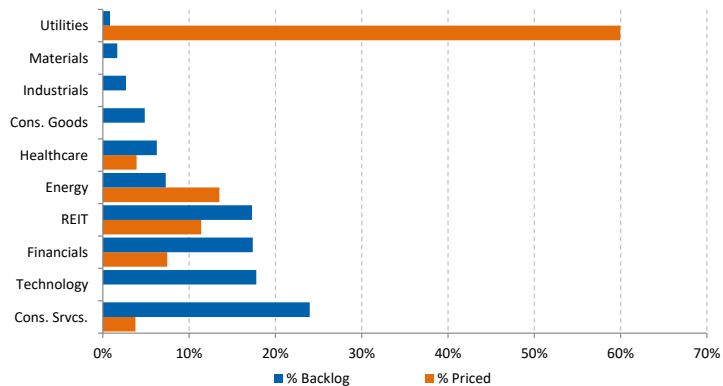
Trailing 12-Week US Proceeds by Deal Type



YoY Total US Issuance by Industry



YTD US Priced vs. Backlog



Market Summary

Major Indices	Last Close	1-Day (%)	1-Week (%)	1-Month (%)	1-Year (%)	YTD (%)
S&P 500	2,748.2	-0.11	1.30	3.65	21.13	2.79
Dow Jones	25,369.1	-0.07	1.79	4.27	27.77	2.63
NASDAQ	7,153.6	-0.14	1.25	4.58	28.85	3.62
Russell 2000	1,559.8	-0.02	0.47	2.50	13.78	1.58
FTSE 100	7,748.5	0.23	1.01	4.80	6.50	0.79
DAX	13,281.3	-0.78	2.34	0.97	14.66	2.82
Nikkei 225	23,788.2	-0.26	4.49	4.28	23.25	4.49
Hang Seng	31,073.7	0.20	1.68	8.50	36.62	3.86
Brazil Bovespa	78,200.6	-0.84	0.26	7.52	25.86	2.35
Mexico IPC	48,785.3	-1.84	-2.00	2.55	6.32	-1.15

S&P 500 Sector Indices

Sector	Index	1-Day (%)	1-Week (%)	1-Month (%)	1-Year (%)	YTD (%)
Materials	391.5	-0.58	1.03	5.47	23.06	3.31
Financials	478.7	0.85	2.70	3.29	22.87	3.18
Consumer Disc.	812.4	-0.02	1.37	5.25	22.15	3.45
Consumer Staples	585.4	-0.44	0.27	0.75	10.79	-0.34
Energy	555.3	-0.10	0.74	8.93	2.06	4.11
Healthcare	993.0	-0.13	1.59	3.67	20.13	3.84
Industrials	662.6	0.08	2.56	5.53	21.92	3.88
Information Tech.	1,150.4	-0.31	1.45	4.48	38.84	4.00
Telecom	159.7	-0.90	-1.94	1.00	-7.53	-3.86
Utilities	257.6	-1.13	-2.06	-8.52	5.55	-3.66

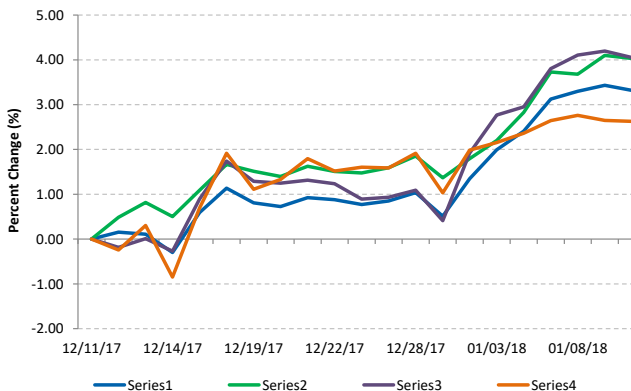
Commodities (NYMEX Front Month Contract)

Commodity	Price	1-Day (%)	1-Week (%)	1-Month (%)	1-Year (%)	YTD (%)
Gold	1,319.3	0.43	0.06	5.68	11.29	0.76
Silver	17.0	0.15	-1.34	7.66	1.11	-0.64
Copper	3.24	0.61	-0.68	8.63	23.85	-1.97
Crude Oil	63.6	0.97	3.15	10.83	25.09	5.21
Natural Gas	2.9	-0.58	-3.39	4.83	-11.27	-1.59
Cotton	0.80	1.66	1.97	8.04	8.83	1.30
Corn	3.49	0.00	-1.13	-1.06	-2.58	-0.50
Sugar	0.15	-0.54	-4.31	4.27	-28.47	-3.36
Wheat	4.34	0.46	-0.40	3.64	1.76	1.70

Major Currencies

Currency	USD	EUR	GBP	JPY	CAD	AUD
USD	1.000	0.837	0.741	111.630	1.257	1.270
EUR	1.195	1.000	0.886	133.380	1.501	1.518
GBP	1.349	1.129	1.000	150.606	1.695	1.714
JPY	0.009	0.007	0.007	1.000	0.011	0.011
CAD	0.796	0.666	0.590	88.835	1.000	1.011
AUD	0.787	0.659	0.584	0.989	0.989	1.000

Major US Indices 1-Month Trailing



Econ Calendar

Monday, January 8, 2018			
Indicator	Period	Expectation	Result
Consumer Credit	Nov	\$18.0B	\$27.9B

Tuesday, January 9, 2018			
Indicator	Period	Expectation	Result
NFIB Sm. Bus. Optimism	Dec	NA	104.9
JOLTS - Job Openings	Nov	NA	5.879M

Wednesday, January 10, 2018			
Indicator	Period	Expectation	Result
MBA Mortgage Apps.	01/06	NA	8.3%
Export Prices ex-ag.	Dec	NA	0.0%
Import Prices ex-oil	Dec	NA	-0.1%
Wholesale Inventories	Nov	0.7%	0.8%
Crude Inventories	01/06	NA	-4.95M

Thursday, January 11, 2018			
Indicator	Period	Expectation	Result
PPI	Dec	0.2%	
Core PPI	Dec	0.2%	
Continuing Claims	12/30	NA	
Initial Claims	01/06	248K	
Natural Gas Inventories	01/06	NA	
Treasury Budget	Dec	-47.5B	

Friday, January 12, 2018			
Indicator	Period	Expectation	Result
CPI	Dec	0.2%	
Core CPI	Dec	0.2%	
Retail Sales	Dec	0.4%	
Retail Sales ex-auto	Dec	0.4%	
Business Inventories	Nov	0.3%	

Source: Briefing.com

About Ipreo Analytics

Ipreo Capital Markets Services is an outsourced consultative service that serves as an extension of your team, focused on providing research, intelligence and data on the capital markets. If you have any questions, please contact Ipreo Capital Markets at CapitalMarkets@ipreo.com or 855-288-5995.

All deal data provided by Ipreo's Equity Deals Database, a comprehensive U.S. equities deals database providing quick and accurate deal information.