

# U.S. Equity Capital Markets

## Daily Market Update



Thursday, December 29, 2016

Data as of 8:00 AM

# Ipreo Daily Market Update

## Priced Deals

Week of December 26, 2016

### Initial Public Offerings This Week (0)

Issue Date	Issuer	Ticker	Sector	Domicile	Exchange	Bookrunners	Fin. Spons.	Filed Terms		Pricing Statistics				Performance Statistics		
								Last File Range (\$)	Last Offer Amt. (\$M)	Amt. + Over. (\$M)	Offer Price (\$)	Shrs. Offered	% Primary	Shoe Exer.	Last File/ Offer (%)	Offer/ Curr. (%)

No IPOs have priced so far this week

### Follow-On Offerings This Week (0)

Issue Date	Issuer	Ticker	Sector	Domicile	Exchange	Bookrunners	Accel. Deal	Shelf Take.	Filed Terms		Pricing Statistics				Performance Statistics		
									Last File Range (\$)	Last Offer Amt. (\$M)	Amt. + Over. (\$M)	Offer Price (\$)	Shrs. Offered	% Primary	Shoe Exer.	Last Sale/ Offer (%)	Offer/ Curr. (%)

No Follow-Ons have priced so far this week

### Block Offerings This Week (0)

Issue Date	Issuer	Ticker	Sector	Domicile	Exchange	Bookrunners	Shelf Take.	Last Price (\$)	Pricing Statistics				Performance Stats	
									Amt. + Over. (\$M)	Offer Price (\$)	Shrs. Offered	% Primary	Shoe Exer.	Re-Off. (%)

No Blocks have priced this week

### Equity-Related Offerings This Week (0)

Issue Date	Issuer	Ticker	Sector	Domicile	Exchange	Bookrunners	Talk		Pricing Statistics				
							Coupon (%)	Premium (%)	Amt. + Over. (\$M)	Offer Price (\$)	Coupon (%)	Premium (%)	Shoe Exer.

No Converts have priced this week

# Ipreo Daily Market Update

## The Pipeline

Week of December 26, 2016

### Expected Deals This Week and Next (3)

Expected Date	Issuer	Ticker	Type	Sector	Domicile	Exchange	Bookrunners	Filed Terms			Timeline	
								Curr. Amt. Filed (\$M)	Curr. Shrs. Filed (M)	Curr. File Price/Range	Initial File Date	Last Amend. File Date
w/k of 12/26/16	Eagleline Acquisition Corp.	IGLEU	IPO	Blank Check	United States	NASDAQ	STFL, FBR, STEPHENS	150.0	15.0	10.00	10/13/16	-
w/k of 12/26/16	CollPlant Holdings Ltd.	CLGN	FO	Healthcare	Israel	NASDAQ	LADENBURG	20.3	3.5	5.30 - 6.30	10/20/16	12/2/16
w/k of 12/26/16	ENDRA Life Sciences Inc.	-	IPO	Healthcare	United States	NASDAQ	DCO	10.5	2.0	5 - 5.50	11/18/16	12/6/16
<b>Total:</b>								<b>180.8</b>				

### Amended Filings This Week (1)

Amended Date	Issuer	Ticker	Type	Sector	Domicile	Exchange	Bookrunners	Filed Terms			Timeline	
								Curr. Amt. Filed (\$M)	Curr. Shrs. Filed (M)	Curr. File Price/Range	Initial File Date	Expected Date
12/27/16	Presidio, Inc.	PSDO	IPO	Technology	United States	NASDAQ	JPM, CITI, BRCLY, RBC	100.0	-	-	11/22/16	To be ann.
<b>Total:</b>								<b>100.0</b>				

### Initial Filings This Week (1)

Filing Date	Issuer	Ticker	Type	Sector	Domicile	Exchange	Bookrunners	Filed Terms			Timeline
								Curr. Amt. Filed (\$M)	Curr. Shrs. Filed (M)	Curr. File Price/Range	Expected Date
12/28/16	AppDynamics, Inc	APPD	IPO	Technology	United States	NASDAQ	MS, GS, JPM, BRCLY, UBS, WFC	100.0	-	-	To be ann.
<b>Total:</b>								<b>100.0</b>			

### Shelf Filings This Week (2)

Filing Date	Issuer	Ticker	Type	Sector	Domicile	Exchange	Type	Filed Terms			
								Curr. Amt. Filed (\$M)	Curr. Shrs. Filed (M)	Curr. File Price/Range	
12/27/16	Pingtan Marine Enterprise Ltd.	PME	FO	Blank Check	China	NASDAQ	Universal	100.0	-	-	
12/28/16	Enterprise Financial Services Corp.	EFSC	FO	Financials	United States	NASDAQ	Universal	100.0	-	-	
<i>* Shelf filings over \$50M</i>								<b>Total:</b>	<b>200.0</b>		

### Withdrawn or Postponed Deals This Week (0)

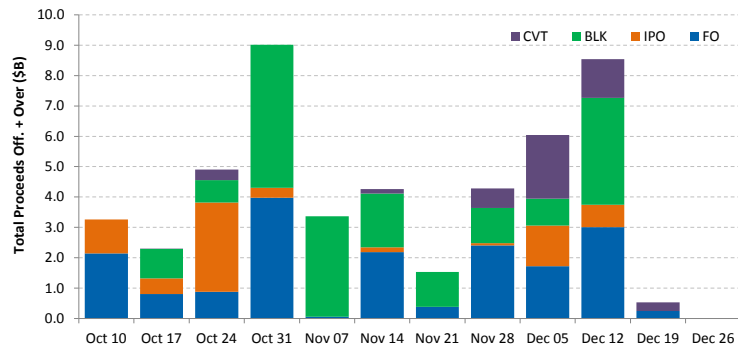
W/P Date	Issuer	Ticker	Type	Sector	Domicile	Exchange	Bookrunners	Filed Terms		
								Curr. Amt. Filed (\$M)	Curr. Shrs. Filed (M)	Reason
No Withdrawn or Postponed deals this week										

# Ipreo Daily Market Update

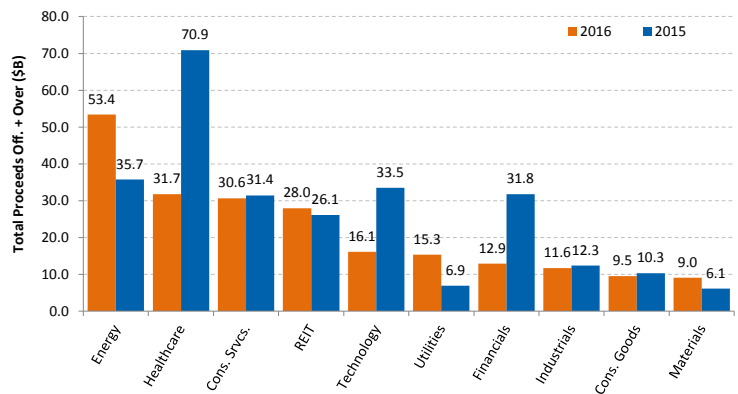
## Market Summary

Week of December 26, 2016

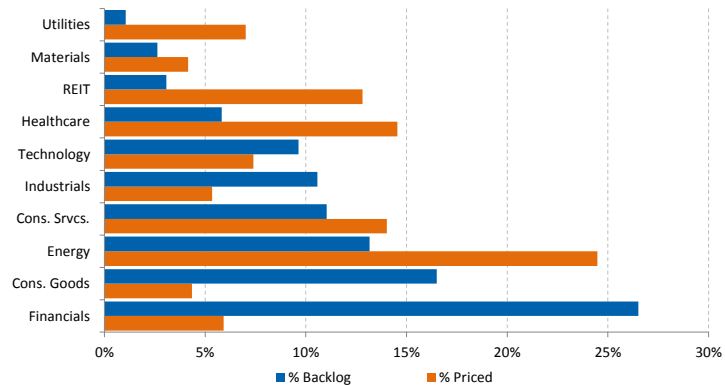
Trailing 12-Week US Proceeds by Deal Type



YoY Total US Issuance by Industry



YTD US Priced vs. Backlog



Market Summary

Major Indices	Last Close	1-Day (%)	1-Week (%)	1-Month (%)	1-Year (%)	YTD (%)
S&P 500	2,249.9	-0.84	-0.67	2.19	9.41	10.08
Dow Jones	19,833.7	-0.56	-0.54	3.85	13.15	13.82
NASDAQ	5,438.6	-0.89	-0.60	1.30	7.89	8.61
Russell 2000	1,360.8	-1.23	-1.04	2.33	18.52	19.80
FTSE 100	7,106.1	0.54	0.92	4.51	13.61	13.84
DAX	11,475.0	0.02	0.06	8.43	7.71	6.81
Nikkei 225	19,401.7	-0.01	-0.22	5.69	2.80	1.93
Hang Seng	21,754.7	0.83	-0.25	-4.71	-0.75	-0.73
Brazil Bovespa	59,781.6	1.85	3.70	-4.89	36.60	37.90
Mexico IPC	45,563.2	0.58	1.29	0.20	4.99	6.02

S&P 500 Sector Indices

S&P 500 Sector Indices	Last Close	1-Day (%)	1-Week (%)	1-Month (%)	1-Year (%)	YTD (%)
Materials	314.4	-1.01	-0.90	1.77	13.85	14.91
Financials	388.5	-1.03	-1.04	5.91	19.95	20.74
Consumer Disc.	654.9	-0.63	-1.53	0.28	4.78	5.45
Consumer Staples	532.2	-0.61	-0.58	1.30	2.03	2.65
Energy	557.4	-0.98	-0.50	6.02	23.74	24.29
Healthcare	799.0	-0.72	0.35	0.57	-4.24	-4.10
Industrials	540.5	-0.99	-1.00	0.79	16.00	16.60
Information Tech.	816.3	-0.87	-0.67	1.55	12.14	13.14
Telecom	176.8	-0.34	0.66	5.56	16.63	17.91
Utilities	244.9	-0.98	-0.66	0.83	10.53	11.31

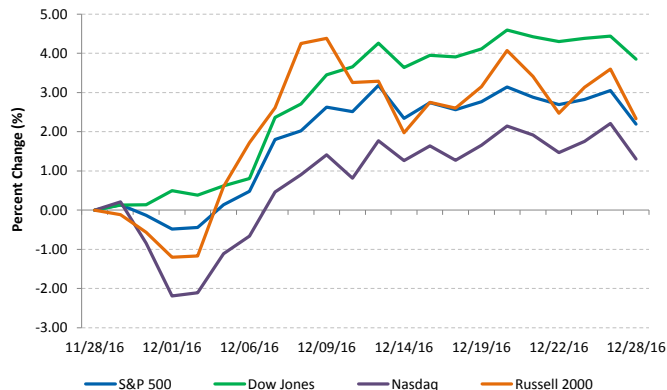
Commodities (NYMEX Front Month Contract)

Commodities	Last Price	1-Day	1-Week	1-Month	1-Year	YTD
Gold	1,140.9	0.18	0.68	-4.19	6.80	7.61
Silver	16.0	0.31	0.37	-3.29	15.51	16.19
Copper	2.50	-0.60	0.14	-5.87	20.27	17.12
Crude Oil	54.1	0.30	2.99	14.83	46.86	45.95
Natural Gas	3.9	4.49	10.95	18.37	76.39	68.16
Cotton	0.70	0.01	-0.54	-3.15	9.04	10.22
Corn	3.48	-1.90	0.29	-0.07	-3.53	-2.93
Sugar	0.19	2.43	4.34	-4.76	28.66	24.61
Wheat	4.02	-1.95	0.50	3.08	-13.93	-14.57

Major Currencies

Major Currencies	USD	EUR	GBP	JPY	CAD	AUD
USD	1.000	0.955	0.816	116.355	1.351	1.386
EUR	1.047	1.000	0.854	121.810	1.414	1.451
GBP	1.226	1.171	1.000	142.651	1.656	1.699
JPY	0.009	0.008	0.007	1.000	0.012	0.012
CAD	0.740	0.707	0.604	86.150	1.000	1.026
AUD	0.722	0.689	0.589	0.975	0.975	1.000

Major US Indices 1-Month Trailing



Econ Calendar

Monday, December 26, 2016			
Indicator	Period	Expectation	Result
No Releases Scheduled			

Tuesday, December 27, 2016			
Indicator	Period	Expectation	Result
Case-Shiller 20-City Index	Oct	-	5.1%
Consumer Confidence	Dec	109.8	113.7

Wednesday, December 28, 2016			
Indicator	Period	Expectation	Result
Pending Home Sales	Nov	-	-2.5%

Thursday, December 29, 2016			
Indicator	Period	Expectation	Result
Initial Claims	12/24	263K	-
Continuing Claims	12/17	-	-
International Trade In Goods	Nov	-	-
Natural Gas Inventories	12/23	-	-
Crude Inventories	12/23	-	-

Friday, December 30, 2016			
Indicator	Period	Expectation	Result
No Releases Scheduled			

Source: Briefing.com

**About Ipreo Analytics**

Ipreo Capital Markets Services is an outsourced consultative service that serves as an extension of your team, focused on providing research, intelligence and data on the capital markets. If you have any questions, please contact Ipreo Capital Markets at [CapitalMarkets@ipreo.com](mailto:CapitalMarkets@ipreo.com) or 855-288-5995.

All deal data provided by Ipreo's Equity Deals Database, a comprehensive U.S. equities deals database providing quick and accurate deal information.

